


Vinyl Fence



Est. 2020

Father And Son Team!

Maintenance Free!




Table Of Contents

Our Story ----- 1

Hardware ----- 2-4

Fence Colours/Styles ----- 5-9

Fence Construction ----- 10-25

Service Areas ----- 26-27

Your Fencing Specialist!



Contact Us!

Email: Prairieskiesfencing@gmail.com

Follow Us

Instagram
[@Prairieskiesfencing](#)


Facebook
[@Prairieskiesfencing](#)

Tiktok
[@PrairieskiesfencingLTD.](#)

Our work
Scan Me!

Website
www.Prairieskiesfencing.ca





Our Story

Prairie Skies Fencing is a proud father-and-son team, founded in 2020 with one clear mission: delivering a true five-star experience. From personalized, in-person quotes and affordable pricing to unmatched customer service, we make every interaction seamless, professional, and personal.

Our commitment doesn't end when the fence is built—before, during, and long after installation, we're only a phone call away. That dedication has earned us the trust of our community and over 100 five-star reviews on Google.

Marc Berube



We are very happy with our fence! Jason is really nice and a pleasure to do business with. He gave us a good estimate, much affordable than other places. They started the work sooner than we hoped for. He installed it over a few days, but I'd rather that than another company that would rush things to get done and over with. We felt like he paid attention and was being attentive to details. His dad came to help out on the last day. They are really nice and friendly. It's exactly what we wanted!


Testimonials



Jennie G



Jason was so great to work with! He was patient with us as we worked through some pain points with trying to get our home builder to grade before installation. Even called them himself! The fence looks great and they were super quick, friendly and really worked for our business. They offer a great warranty! 1 extra year versus others. Would hire them again! Thanks Jason and team!



Hardware



Latch



Magnalatch Vertical Pull



Keystone X2



Door Stopper



Gate Handle




Drop Pins

Contact Us!

Email: Prairieskiesfencing@gmail.com

Website

www.Prairieskiesfencing.ca



Hardware

3



Fence Armour

About:

Extra protection for the vinyl fence post. Made out of stainless steel!

About:

For larger gates, we supply and install gate wheels with a spring mechanism to provide additional support. These wheels can be mounted on both sides of the gate, ensuring smoother operation and increased stability.



Gate Wheels

About:

Feeling nostalgic? No problem! With the Armour Latch, your gate latch will fit like a glove, providing the comfort you're used to.

About:

Latches not latching? Gate too big and sagging? The wire setup professionally will give much needed support. The Father/Son team uses this method on larger gates for reliable support!



Armour Latch




Gate Wire

Contact Us!

Email: Prairieskiesfencing@gmail.com

Website


www.Prairieskiesfencing.ca



Hardware



Classy Cap



Solar Lights



New England Cap




Solar Cap

Contact Us!

Email: Prairieskiesfencing@gmail.com

Website

www.Prairieskiesfencing.ca



Colours Full Privacy

5



Steel
Beam



Grey Ash




Steel
Beam



Walnut

MANUFENCE



Colours Full Privacy

6



Steel Beam



Light Maple




Steel Beam



White Ash

MANUFACTURE FENCE



Colours Full Privacy

7



Steel
Beam



White




Steel
Beam



Adobe

MANUFACTURE FENCE



Colours Full Privacy




Steel Beam




Stone Grey



Steel Beam




Two Tone



Ranch Style/Picket Fence

9




Ranch Style



Picket Fence

MANUFENCE




Fence Construction

Steel Pipe

About

The first step in building a fence post is driving it 4 feet deep—below the frost line.

Why don't some companies install posts that deep? The simple answer: time. Post driving is the most time-consuming step, and some companies may lack the proper equipment or expertise to do it correctly.



Left Photo
The pipe was installed 4 feet deep. It takes longer, but it's secure.




Right Photo
The pipe was installed 2.5 feet deep—faster, but incorrectly. It will blow over.



Dimensions

(2in 3/8th, 96inch long, galvanized .083mm Wall)



Fence Construction

Fence Ties

Will Crack



Old Way




New Way

What are fence ties? They help keep the rails from popping out of the post during high winds by ensuring there's nowhere for the rail to move.


In the left photo, some beginners simply use a screw, which may lead to the post cracking over time.

The right photo shows a fence tie—also known as a TRT—which firmly secures the rail, giving it no room to shift.



Fence Construction

Ours



Fence Rails

Ours

Generic




Metal beam



No Metal beam

We use top-quality materials. Visually, our rails to the posts are much thicker and taller. What the naked eye can't see is that we use 100% virgin material—never recycled—making the product much tougher. In addition, the bottom rail contains an aluminum beam to prevent sagging and provide extra strength.



Fence Construction

13

With Steel




No Steel



Steel Insert For Fence Panel

Galvanized steel insert, 60 inches long. Provides added rigidity against wind, designed for colored vinyl fences to prevent warping (As shown on upper right photo).

Custom-machined to fit any panel size.



Fence Construction



Thicker construction engineered for Canadian climates. Crack-resistant design. Allows secure mounting with metal tapping screws at both the top and bottom.




Thinner material thickness and no support at the bottom of the collar for mounting screws. Three must be mounted solely at the top, which still allows pivoting. This results in a weaker fence.

Collars




Our fence collars, commonly called donuts, ensure a precise fit after the pipe is set. Designed to match the pipe diameter and 5"×5" posts, they give installers the flexibility needed for perfect fence alignment. It is essential that they are sturdy, since they carry the weight of the fence into the pipe, which is anchored to the ground.




Fence Construction

#1



H-Post




Collars With Pipe



Post in Concrete

Mounting Style Part #1

Chart	H-Post	Collars With Pipe	Post in Concrete
Adjustability	✗	✓	✗
Hidden Screws	✗	✓	✓
Pipe Exoskelton	✓	✓	✗



Fence Construction

16



H-Post



Collars With
Pipe




Post in
Concrete

Mounting Style Part #2

Collars with pipe are the superior fence construction method. The pipe can be post-driven or mounted in concrete, and the collars provide adjustability to keep the fence perfectly straight, as well as allow for future adjustments. This system is the strongest because it's not just the vinyl fence—the pipe extends 4 ft down and 4 ft up, giving it added strength.


H-Post systems have no collars, so there are no adjustments. The alternative is using a 9-ft vinyl post set in concrete, but installers face the same issue. Screws are exposed rather than internal like in the collar-pipe system. This is an older style that is being phased out. It is faster to install but less future-proof. Can be used with pipe but no adjustment.

Post-in-concrete systems use the same vinyl posts as the collar-pipe method, but without the pipe reinforcement. Typically, the H-Post is 9 ft long—6 ft above ground and 3 ft below. If it breaks, the owner must re-drill and re-screw, with no adjustment possible. Screws can be hidden, but without a pipe, all wind and stress are borne by the vinyl alone, which cannot handle that load as effectively.



Fence Construction

Chemical Structure Of Vinyl Fence




We don't use recycled material—only 100% virgin material for the best quality.

A 10% titanium dioxide blend prevents brittleness, giving the product the strength needed to withstand Canadian weather.

Our team maintains strict quality control with our overseas manufacturer to ensure consistent performance and durability.

PVC FENCE MATERIAL SHEET

NO.	MATERIAL	QTY.
1	Virgin Extrusion Grade PVC	100
2	Titanium Dioxide(TiO ₂)	10
3	CaCO ₃	25
4	CPE	8
5	ACR	1.5
6	Other Micro Material	




Advantages Of Pile Driving

Pile driving is a mess-free installation method for vinyl fences. Using a specialized post driver, we drive an 8-foot galvanized steel pipe 4 feet into the ground. The remaining 4 feet above ground provides a secure anchor for attaching the fence post. Because the pipe is driven into Mother Nature's undisturbed, dense soil, the fence achieves exceptional stability and durability.

Our nimble equipment allows us to install fences with a minimal footprint—no need to move sheds, cut down trees, or disrupt landscaping. With 2-inch by 3/8-inch diameter galvanized steel pipe, the system offers long-lasting strength and resistance to corrosion, ensuring your fence stands firm against the elements.

Post Driver








Fence Construction

Fence Dimensions

SELECT DESIRED POST CAP MODEL

-  GOTHIC CAP
-  ENGLAND CAP
-  EXTERNAL FLAT CAP

SELECT DESIRED POST OPTIONS:

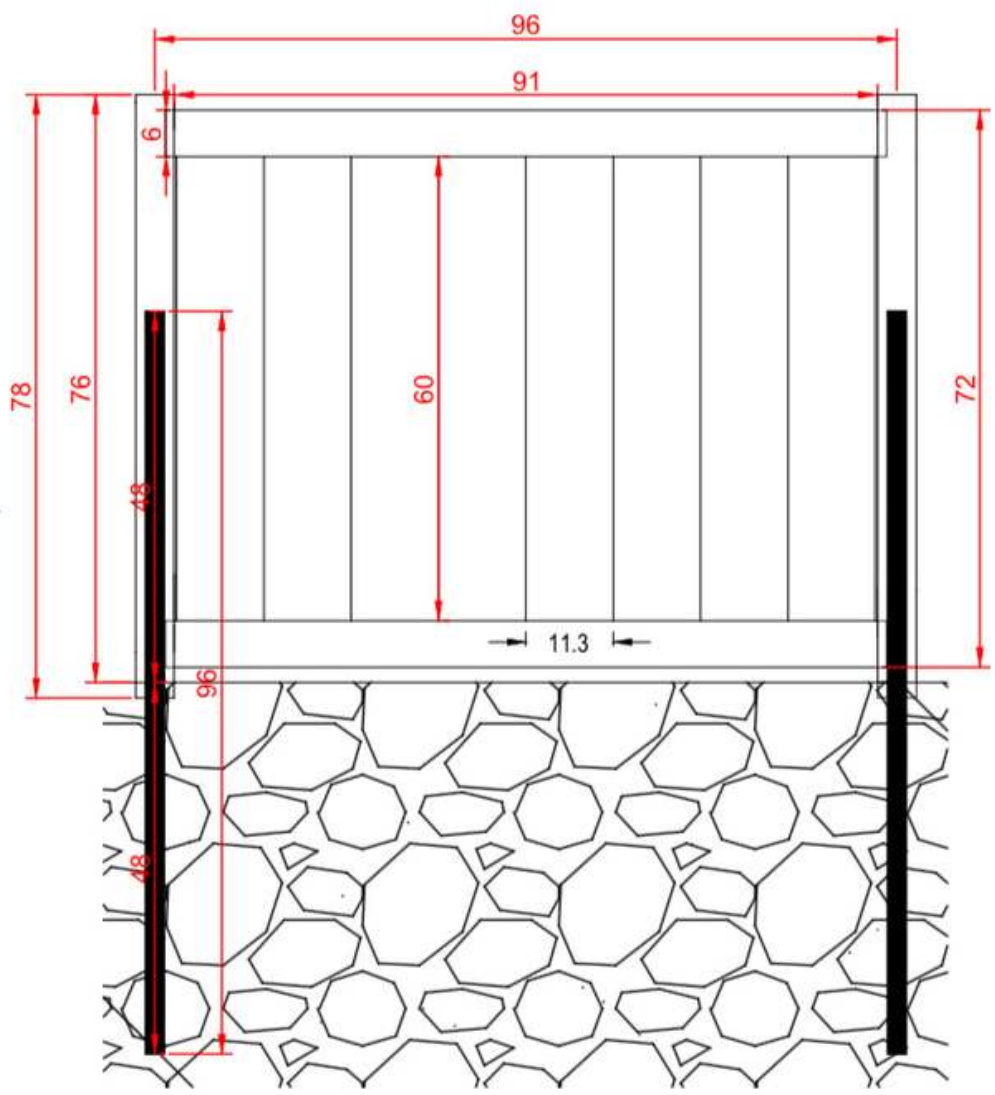
- 5" X 5" - .150 WALL (LINE, CORNER, END)
- 5" X 5" H.D. - .200 WALL (LINE, CORNER, END)

SELECT DESIRED SIZE:

- 6' HEIGHT X 8' WIDE
- 6' HEIGHT X 6' WIDE

SELECT DESIRED COLOR:

- WHITE PVC
- BEIGE PVC
- GREY PVC
- OTHER ASA COLORS




6' HEIGHT X 8' WIDE PANEL KIT

PARTS	LENGTH	QTY/SET
2"X6" RAIL - .087" WALL	94"	2
7/8" X11.3T&G PANEL - .051" WALL	62.7"	8
ALUMINUM INSERT F/ BOTTOM RAIL	94"	1
U-CHANNEL	60"	2

Vinyl fences come in two popular sizes: 6 ft tall with 8 ft post-to-post spacing, and 6 ft tall with 6 ft post-to-post spacing. Our fence is a true 6 ft tall, measured from the bottom rail to the top. Not just the post which is 6ft tall.






Fence Construction

20

Vinyl Fence Height



Vinyl fencing is very flexible—not only available in white, but also in wood-grain colors that provide the look of wood without the maintenance. In the top left photo, we customized it in a staircase style, ranging from 3 ft to 6 ft (3 ft, 4 ft, 5 ft, and 6 ft). In the top right photo, we installed a 6 ft tall gate that steps down to a 3 ft gate on the deck, while keeping the top line of the fence level throughout. Since every job has its challenges vinyl gives us the freedom to insure the best end product.




Fence Construction

22

Double Gate



The post can be slid out, tool-less.




Sleeve secured with concrete

Got a boat, car, or simply don't want your backyard completely blocked off? A double gate may be the perfect solution. Designed for openings up to 11 feet wide, it uses two gates that meet at a removable center post. This design makes the gate strong and secure, yet when the middle post is slid out, you'll have a massive, obstruction-free opening in just minutes. The rest of the time, you can use the convenient man-door without it feeling awkward.

Construction Method:

We set the post securely in concrete, using a special rust-proof aluminum insert. This insert has a smaller diameter than the vinyl post, allowing it to slide in and out easily. When removed, you're left with a 100% clear opening—no obstructions, no hassle.



Double Gate In Concrete/Asphalt



**Gate
Wheel**


**Drop
Pins**



Got a boat, car, or simply don't want your backyard completely blocked off? A double gate may be the perfect solution. Designed for openings up to 11 feet wide, it uses two gates that meet in the middle. With drop pins, two hinges, and latches at both the top and bottom, as well as gate wheels, it's a strong and convenient option. Both gates can open fully, providing privacy or flexible access to suit your lifestyle.

Construction Method:

We set the posts securely in concrete. The double gate is built from two standard gates, reinforced with extra latches, drop pins, and gate wheels to make the structure rock solid.



Fence Construction

Removable fence



Fast 5min


Special bracket

Tool-less

A removable fence is perfect if you want easy access while still enjoying the benefit of a seamless look. It's recommended if you only need access a few times a year. No tools are required, and the advantage is that it can be made much wider—since traditional gates become unstable beyond 6 feet.

For example, the top left photo shows a 16-foot opening. When this removable fence technology is paired with removable rail inserts, even greater flexibility is possible. In the middle photo, the removable fence is shown as a single section, while the top right photo demonstrates it across five sections.

That's the kind of versatility you get when you choose vinyl!




Fence Construction

Pipe Mount Style

Vinyl fencing is the most flexible type of fence, making installation a breeze for installers. Whether you want privacy for your deck or your concrete patio, both scenarios can use a 4-ft long galvanized steel pipe with a 4-inch by 4-inch base plate. This can be mounted to wood using lag bolts or to concrete using concrete anchors. There is also the option of pile driving, engineered to go 4 ft deep into dirt, clay, gravel, or any type of ground Canada throws at us.



Base Plate




Concrete anchor



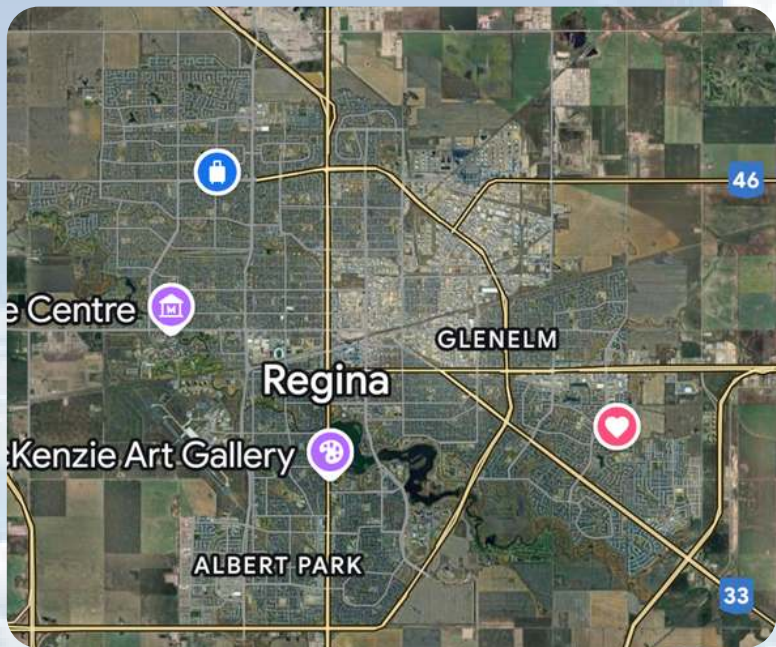
Lag Bolt



8ft Pipe Driven




We Service Regina



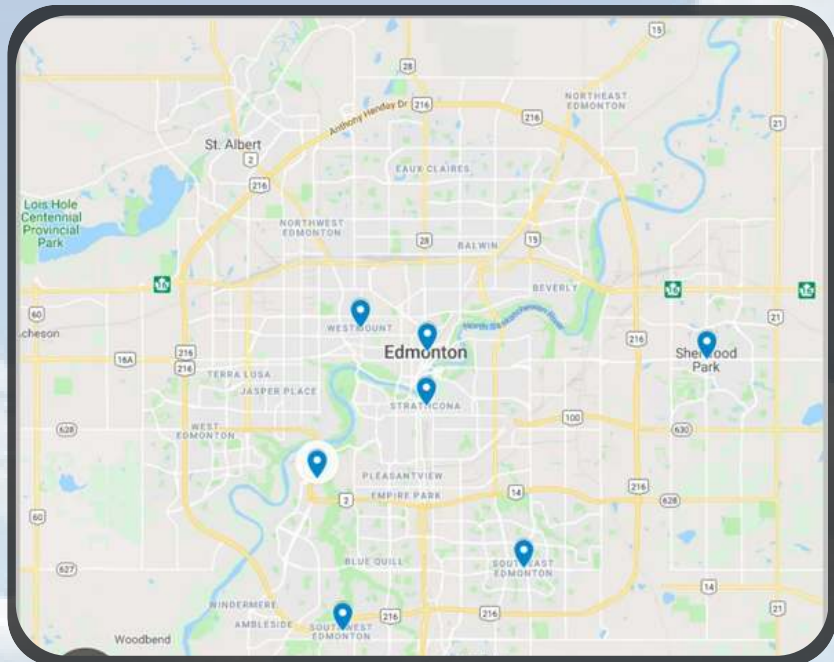
We have two teams based in Regina and Edmonton, offering both installation and wholesale fencing services to clients across these cities and their surrounding areas.

And Surrounding Areas

White City	Pilot Butte	Balgonie	Pense
Regina Beach	Rouleau	Wilcox	Qu'Appelle
Davidson	Lumsden	Estevan	Melville
Craven	Fort Qu'Appelle	Yorkton	Indian Head
Moose Jaw	Weyburn	Milestone	



We Service Edmonton



We have two teams based in Regina and Edmonton, offering both installation and wholesale fencing services to clients across these cities and their surrounding areas.

And Surrounding Areas

Fort Saskatchewan

St. Albert

Sherwood Park

Gibbons

Bon Accord

Devon

Lamont

Morinville

Calmar

Ardrossan

Sylvan Lake

Spruce Grove


Stony Plain

Leduc

Millet



Father And Son Team!



Maintenance free!

Est. 2020

